

CITRA USAGE GUIDEBOOK



**INDONESIA
CLEARING
HOUSE**

FOR CUSTOMER

Introduction

CITRA (Clearing Info of Trade), is an information application in which clients could track their transactions that is being cleared through Indonesia Clearing House. Our vision is to ensure that every single trade that is being cleared by us (ICH) is transparent and accurate.

Purposes

Launched of CITRA intended as follows:

- To provide Broker in obtaining list of registered transactions at the Clearing House on the previous day. This is part of improvement towards transparency in the futures trading industry.
- To provide incentives so that the Brokers, Traders and customers can ensure the accuracy and verification of their transactions being reported
- Diminishing of Customer Complaints frequency by improving Customer and Broker understanding.

Application Platform

Citra accessible for 24 hours through PC, Laptop, Tablet, or smartphone.

System Reliability


Data presentation and retraction by CITRA takes seconds with registered transaction a day to last 90 days before

CITRA Accessible

CITRA could be accessed through <http://citra.ich.co.id>

Customer User Guide

1. After User accessed Citra, choose Customer's Login button



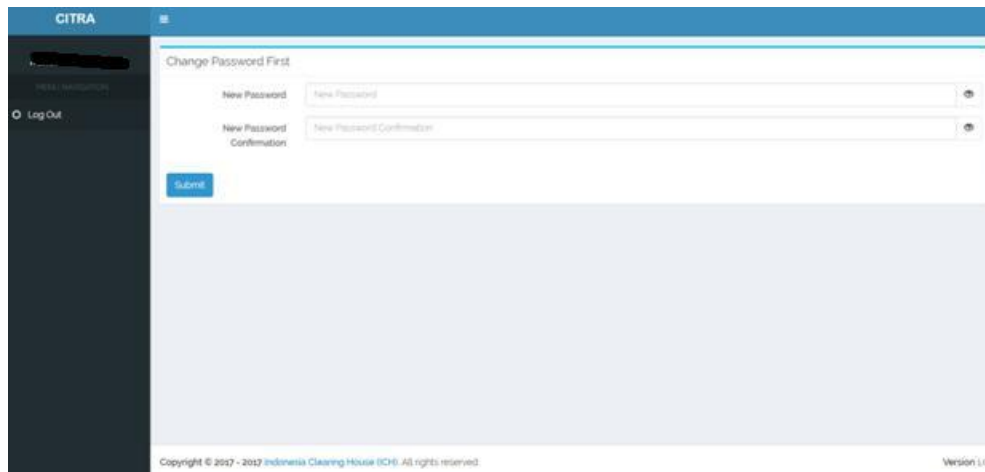
Else access using the following URL <http://citra.ich.co.id:50001/client/login>

2. To start using CITRA,
 - a. Enter Username and password
 - b. In the case Broker forgot their password, Thus, Customer could request new password to PIC (Broker) to reset their password

The image shows a screenshot of the 'Broker Login' form. The form is titled 'Broker Login' and is located on a page with the header 'CITRA (CLEARING INFO OF TRADE)' and a 'Login' link in the top right corner. The form contains two input fields: 'Username' and 'Password'. Below the 'Password' field is a checkbox labeled 'Remember Me'. At the bottom of the form is a blue 'Login' button.

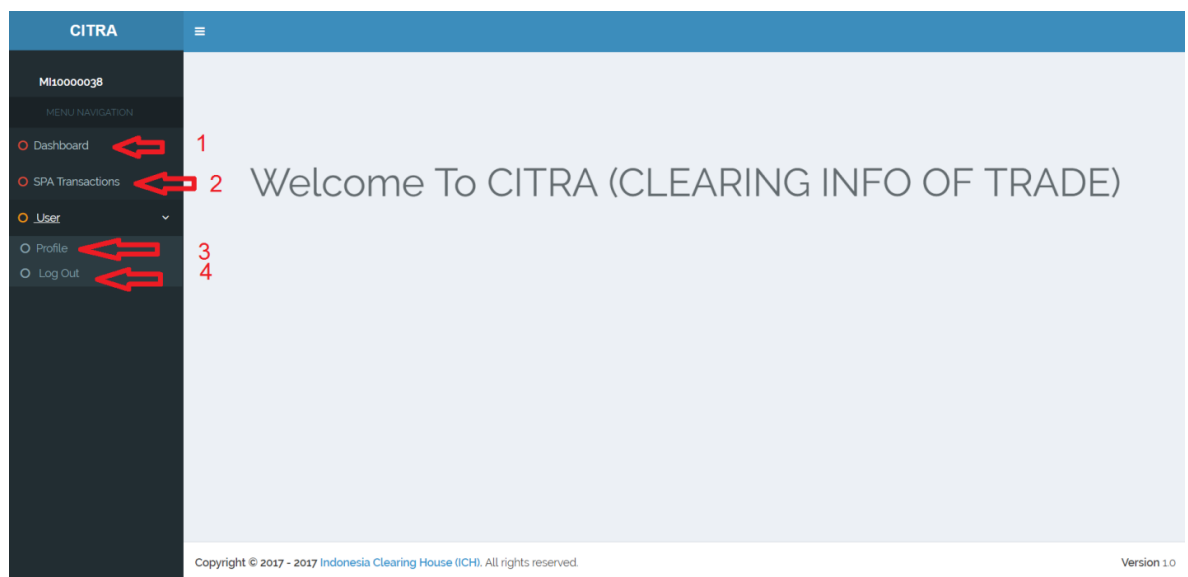
Customer login page

- CITRA application system will enforce User to change their first login password. This is to avoid User's login CITRA used by unauthorized person.



Page in which Customer must change their password when they logged in for the first time.

- Upon successfully accessed CITRA application, Front Page/welcoming page appear with some features that can be use by Broker as follows:
 - Dashboard
 - SPA Transactions
 - User



Main Front Page/Dashboard

- Page Menu SPA Customer transaction

Customer could check registered transaction up to the last 90 days transactions.

The screenshot shows the CITRA SPA Transactions page. It features a search bar with 'Date From' and 'Date To' fields, both set to 'DD/MM/YYYY'. Below the search bar is a table with columns: No, ACCOUNT, COMMODITY NAME, TRADE DATE, TRADE TIME, LOT, PRICE, and BUY/SELL. The table contains 10 rows of transaction data. At the bottom, it says 'Displaying 1 to 10 of 3600 items'.

No	ACCOUNT	COMMODITY NAME	TRADE DATE	TRADE TIME	LOT	PRICE	BUY/SELL
1	██████████	XAUUSD	30/08/2017	09:05:48	01	1366.94	BUY
2	██████████	XAUUSD	31/08/2017	09:43:02	01	1369.82	SELL
3	██████████	AUDUSD	31/08/2017	09:45:44	02	0.79	BUY
4	██████████	AUDUSD	31/08/2017	09:46:18	02	0.79	SELL
5	██████████	EURUSD	31/08/2017	09:27:44	01	1.12	SELL
6	██████████	EURUSD	30/08/2017	07:56:16	01	1.13	BUY
7	██████████	USDCFIS	30/08/2017	08:33:48	01	0.06	SELL
8	██████████	USDCFIS	30/08/2017	07:14:36	01	0.06	BUY
9	██████████	USDCFIS	31/08/2017	08:34:28	01	0.06	BUY
10	██████████	USDCFIS	31/08/2017	09:47:17	01	0.06	SELL

- User Page Menu

Customer Could change their password at any time on this page, or to Log out from the CITRA application on this page.

The screenshot shows the CITRA Profile page. The left sidebar contains a menu with 'User' selected. The main content area is titled 'Profile' and contains two sections: 'Profile' and 'Change Password'. The 'Profile' section shows a 'Username' field with a masked value. The 'Change Password' section has 'New Password' and 'New Password Confirmation' fields, both with masked input and visibility toggles. A blue 'Submit' button is at the bottom.

Thank You to Use CITRA Application System



Indonesia Clearing House (ICH) operates clearing with internationally recognized standards for risk management, margin and settlement. ICH responsible for clearing and settlement of registered transactions on ICDX